



**UNION BAPTIST CHURCH**  
DURHAM, NC



**2021**  
**VACATION BIBLE SCHOOL KIT**



## Welcome!

Dear UBC Family and Friends!

Welcome to our 2021 Vacation Bible School, "I've Got This with Jesus!"

Our theme this year is based on Philippians 4:13 (NLT) "For I can do everything through Christ that gives me strength." The lessons will encourage the children to explore how God provides opportunities to become the best of who they are in Jesus! The lessons will offer ways to see the power of God's movement in their lives and how they can apply to their personal and community development.

We have Bible stories, crafts, activities and each night, our very special friends Mariah, Jason, and Alexander will join us!



<b>Day One</b>	<b>Monday, July 19<sup>th</sup></b>	<b>I Trust Jesus</b>
<b>Day Two</b>	<b>Tuesday, July 20<sup>th</sup></b>	<b>Serve Others by Praying</b>
<b>Day Three</b>	<b>Thursday, July 22<sup>nd</sup></b>	<b>Having Faith in Jesus</b>
<b>Day Four</b>	<b>Friday, July 23<sup>rd</sup></b>	<b>Zoom VBS Wrap Up</b>

We are excited to have you join for VBS 2021!

Martina Hicks  
VBS Director

Visit [www.myUBC.org/vbs2021](http://www.myUBC.org/vbs2021) on Monday, Tuesday, and Thursday at 6 pm to view the video lesson premiere. (Replays will be available there as well.)  
Join us on Zoom Friday night at 6 pm for our Wrap Up Celebration.



UNION BAPTIST CHURCH  
DURHAM, NC

## Parent Guide – Night 1

**Scripture:** Luke 1:26-38

**Lesson Recap:** Tonight's lesson is all about **TRUST**. In chapter 1 of Luke's Gospel, Mary receives some startling news. She's going to give birth to the Son of the Most High! Mary was confused and she did not understand how it would all come to pass. The angel Gabriel assured her that God was pleased with her, and shared pieces of the plan with her. Mary's response was, "I am the servant girl of the Lord. Let this happen to me as you say!" What a beautiful example of trust. Mary had no idea how God's plan would come to fruition, but she trusted God and God's plan anyway. Mary was blessed *because* she trusted God. We can trust God, God's word, and God's plans the same way. **Use the guiding questions below to continue conversation with your children after the lesson.**

### Ages 3-5 Questions:

1. Who are some people that you trust? (Parents should give examples)
2. Do you trust God? Why/Why not?
3. What do you want to trust God for?

### Ages 6-8 Questions:

1. Name some of the people in your life that you trust. Why do you trust them?
2. Mary trusted God to keep the promise of God's word, even though she didn't fully understand all that the angel Gabriel said to her. Do you think trusting God's word is always easy? Why/Why not?
3. What is one way that you can show that you trust God?

### Ages 9-11 Questions

1. Can you remember a time when you had to practice trust without knowing all of the details about what was being asked of you?
2. Why do you think we can trust God?
3. What are some of the things you trust God for?
4. God had a wonderful plan for Mary's life. God has a plan for our lives too. How can we practice trusting God's word and God's plan each and every day?



UNION BAPTIST CHURCH  
DURHAM, NC

## Activity Instructions – Night 1

### Trust Walk

*Materials: blindfold (optional)*

1. Invite your child to close their eyes (or lightly blindfold them)
2. Instruct your child to place their arms at their sides.
3. Instruct your child to listen to the directions you give them and follow accordingly. Remind them to trust you to guide them.
4. Using numbers and directional commands, walk your child throughout your house/yard, maneuvering them around furniture/steps (or vehicles/nature if outside).
  - a. (e.g. “take 2 steps forward. Take 4 steps to the left. Turn around. Take one step backwards.”)
5. After you reach the end of your walk (designated end point chosen by parent), invite your child to remove their blindfold, or open their eyes.
6. Remind your child that just like they trusted you to guide them according to your plan without knowing where they were going, Mary trusted God to do the same for her. We should trust God the same way. God has a plan for our lives and knows what is best for us.



UNION BAPTIST CHURCH  
DURHAM, NC

## Parent Guide – Night 2

**Scripture:** Luke 1:26-38

**Lesson Recap:** Tonight's lesson is all about **Prayer**. In Chapter 12 of Acts, we learn that King Herod had arrested people who belonged to the church, in order to persecute them. He'd even had James, the brother of John, put to death. Herod saw that this pleased the Jews, and proceeded to arrest Peter too. Peter's life was in grave danger. Peter was bound in chains and put in prison. He was guarded by many soldiers so that escape was impossible. Scripture tells us that while he was in prison, the church was "earnestly praying to God for him" (v. 5). The night before Peter's trial, he was sleeping, when he was suddenly awakened by an angel of the Lord. The angel led him safely out of prison. Peter went to the house where many had gathered to pray for him, and told them how the Lord had brought him out of prison. They were astonished by what God had done. God answered the prayers of the church. If we are going to be strong in the Lord, we must be people who pray. Praying doesn't mean that we will always get what we want, but we can trust that God hears us and answers us when we pray. **After watching tonight's lesson, spend some time talking about prayer with your children. Use the questions below to guide your discussion:**

### Ages 3-5 Questions:

1. What is prayer?
2. What do you say when you pray to God?
3. When we pray, we can thank God. What do you want to thank God for today?
4. When we pray, we can ask God for anything, and talk to God about anyone. Who can you pray to God for this week?

### Ages 6-8 Questions:

1. How often do you think we should pray?
2. While Peter was in prison, the church was praying for him. How do you think Peter's praying friends reacted when they saw him?
3. Can you remember a time when God answered your prayer(s)?
4. Can you think of someone who is in a difficult situation? How can you pray for them this week?

### Ages 9-11 Questions

1. Why do you think we should pray to God?
2. What are you praying about?
3. In the lesson, Peter was in an impossible situation. Can you remember a time when you were faced with a difficult situation?
4. While Peter was in prison, the church was praying for him. Who should the church be praying for today?
5. Who can you be praying for? Make a list of people you can commit to praying for during the next week.

## Activity Instructions – Night 2

### Ages 3 to 5

Trace your child's hand on a sheet of paper. On each finger have them write out who they will pray for.


**Thumb:** Those closest to you, your family

**Pointer:** Those that point you in the right direction (teachers, pastors, doctors) for wisdom and support.

**Index:** Those who need to know Jesus.

**Ring:** Those who are weak, in trouble, or in pain.

**Pinkie:** Prayers for ourselves and our own needs



### Ages 6 to 8

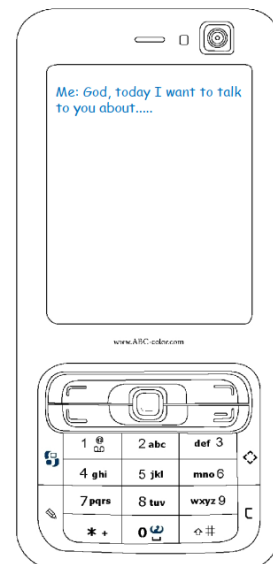
Take color paper or construction paper and cut into strips. Write out on the strips who or what they are praying for. Use glue or tape to connect your prayer chain. Use this chain throughout the week or periodically to prayer for those persons.

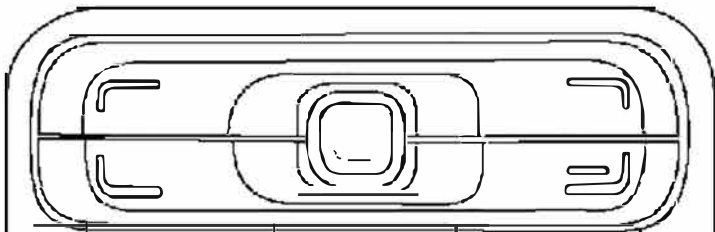

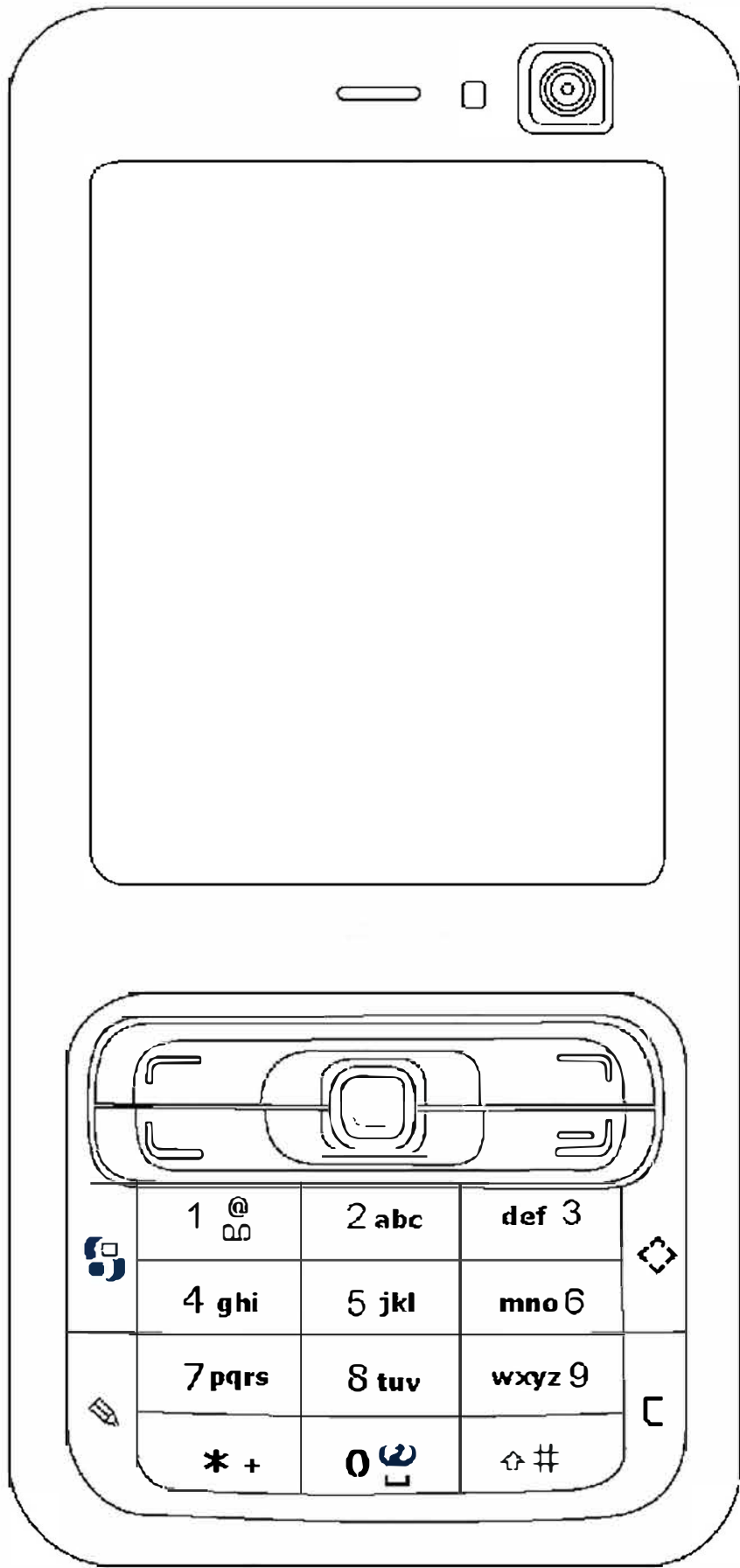


### Ages 9 to 11

If you could send a text message to God, what would you say? Use the phone image provided in your kit to write a text message prayer to God.

You can also have your child right and send text message prayers to family and friends using your phone (or their phone) if they have one.





	1 @ 00	2 abc	def 3	
	4 ghi	5 jkl	mno 6	
	7 pqrs	8 tuv	wxyz 9	
	* +	0 	⌵ #	



UNION BAPTIST CHURCH  
DURHAM, NC

## Parent Guide – Night 3

**Scripture:** Mark 5:25-34

**Lesson Recap:** Tonight's lesson is all about **Faith**. In chapter 5 of Mark's Gospel, we meet an unnamed woman who struggled with an illness for 12 long years. Jesus healed a man living among the tombs and was on the way to heal a synagogue leader's sick daughter. Jesus was surrounded by a large crowd, who were all pressing in on him. The unnamed woman came up through the crowd to touch the tassels of Jesus' clothes. She was healed immediately! The woman took a big risk touching Jesus' clothes because people with illnesses like her, were not allowed to be among other members of society. Jesus realized that power had gone out from him and asked, "Who touched my clothes?" The woman, trembling with fear, came and fell at his feet, telling him her whole story. Jesus replied, "Daughter, your faith has healed you. Go in peace and be freed from your suffering." The unnamed woman in our story believed that Jesus had the power to heal her, and she acted on that faith. As a result of her faith, she was healed. As Christians, we can have faith (or confidence) in who God is, what God says, what God can do, and what God has done. Each and every day we are invited to exercise faith. **After watching tonight's lesson, spend some time talking about faith with your children. Use the questions below to guide your discussion:**

### Ages 3-5 Questions:

1. In our lesson, Jesus healed a sick woman. Can you remember a time when you were sick?
2. Do you believe that God can do awesome things? Why?

### Ages 6-8 Questions:

1. In our lesson, the sick woman was healed after acting on her faith. She believed that Jesus could heal her. What do you believe God has the power to do?
2. What do you have faith that God can do in your life?

### Ages 9-11 Questions

1. In our lesson, the sick woman was healed after acting on her faith. She believed that Jesus could heal her. What do you believe God has the power to do? Why?
2. How can you show your faith?



## Activity Instructions – Night 3

Use a paper plate, crayons and other art supplies to create an emoji to show the reaction of one of the participants in tonight’s lesson.


- The woman who was healed
- The disciples
- The crowd
- Or, your child’s reaction

Have your child bring their completed emoji to Friday night’s Wrap Up Celebration to share it with other VBS participants.

Your completed emoji plate might look like this:



Here are some emoji options to spark your child’s creative juices.





**UNION BAPTIST CHURCH**  
DURHAM, NC

## **Parent Guide – Night 4**

Join us on Zoom for a wrap-up party! Have your children bring their crafts so “Show and Tell.” We will also have other games, fun activities, and prizes.

### **Zoom Information:**

Date: Friday, July 23, 2021  
Time: 6:00 pm  
Meeting ID: 832 2860 6898  
Passcode: 904